

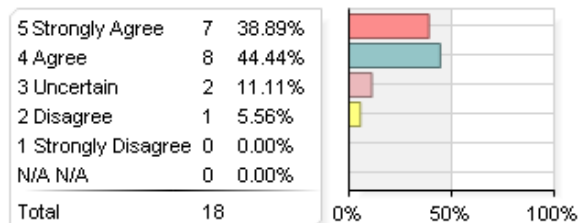
Spring 2015 Course Evaluation Report for ECON112929_2015S_DISC GRP/MACROECONOMICS - Francesca Toscano

Response Table

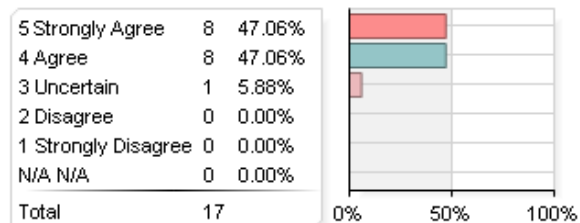
Spring 2015	
Raters	Students
Responded	18
Invited	23
Response Ratio	78.26%

Course Related Questions for ECON112929_2015S_DISC GRP/MACROECONOMICS- Distribution of Responses

1. The course was well organized.



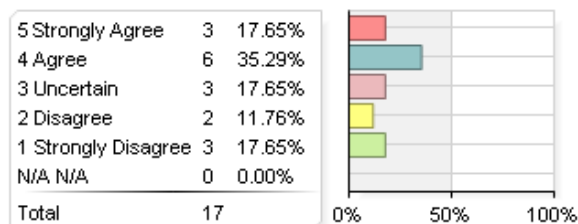
2. The course generally followed the syllabus.



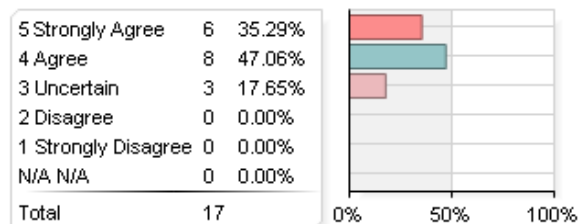
Statistics	Value
Mean	4.17
Median	4.00
Mode	4
Standard Deviation	+/-0.86

Statistics	Value
Mean	4.41
Median	4.00
Mode	5, 4
Standard Deviation	+/-0.62

3. Class attendance was necessary for learning course material.



4. The course was intellectually challenging.

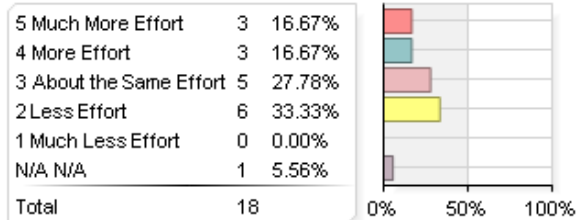


Statistics	Value
Mean	3.24
Median	4.00
Mode	4
Standard Deviation	+/-1.39

Statistics	Value
Mean	4.18
Median	4.00
Mode	4
Standard Deviation	+/-0.73

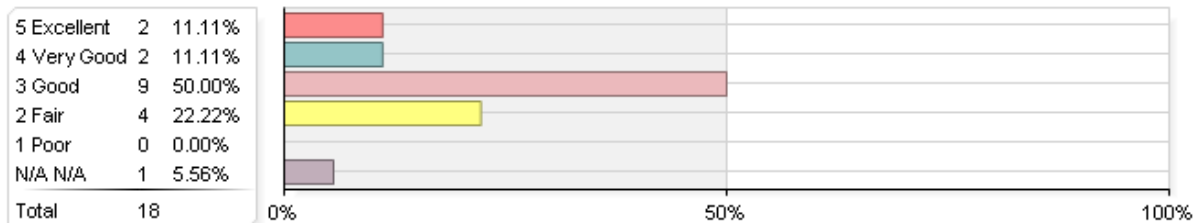
Course Related Questions for ECON112929_2015S_DISC GRP/MACROECONOMICS- Distribution of Responses (continued)

Compared to similar courses (ie core, major, etc), this course required:



Statistics	Value
Mean	3.18
Median	3.00
Mode	2
Standard Deviation	+/-1.13

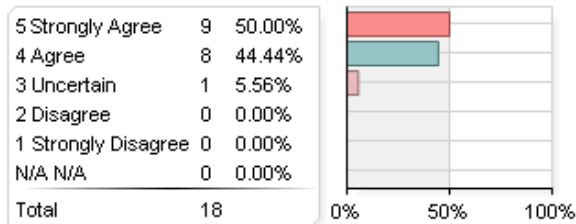
How would you rate this course overall?



Statistics	Value
Mean	3.12
Median	3.00
Mode	3
Standard Deviation	+/-0.93

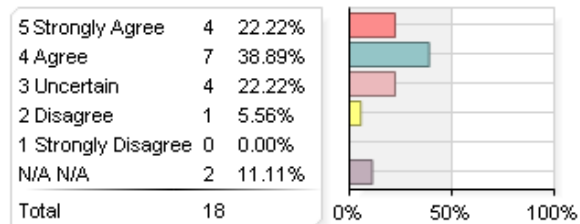
Instructor Questions for (Francesca Toscano)- Distribution of Responses

1. The instructor was prepared.



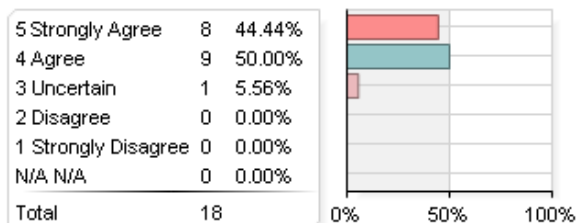
Statistics	Value
Mean	4.44
Median	4.50
Mode	5
Standard Deviation	+/-0.62

2. The instructor was available for help outside of class.



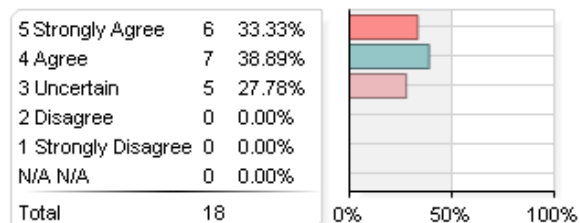
Statistics	Value
Mean	3.88
Median	4.00
Mode	4
Standard Deviation	+/-0.89

3. The instructor returned assignments/tests conscientiously.



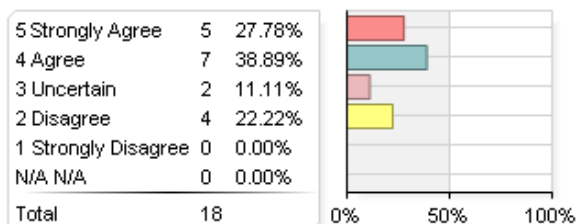
Statistics	Value
Mean	4.39
Median	4.00
Mode	4
Standard Deviation	+/-0.61

4. The instructor showed enthusiasm about the subject matter.



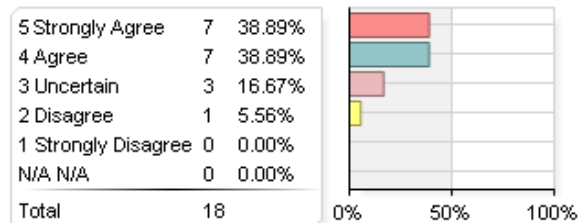
Statistics	Value
Mean	4.06
Median	4.00
Mode	4
Standard Deviation	+/-0.80

5. The instructor stimulated interest in the subject matter.



Statistics	Value
Mean	3.72
Median	4.00
Mode	4
Standard Deviation	+/-1.13

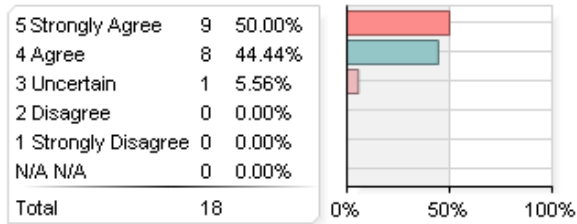
6. The instructor's explanations were clear.



Statistics	Value
Mean	4.11
Median	4.00
Mode	5, 4
Standard Deviation	+/-0.90

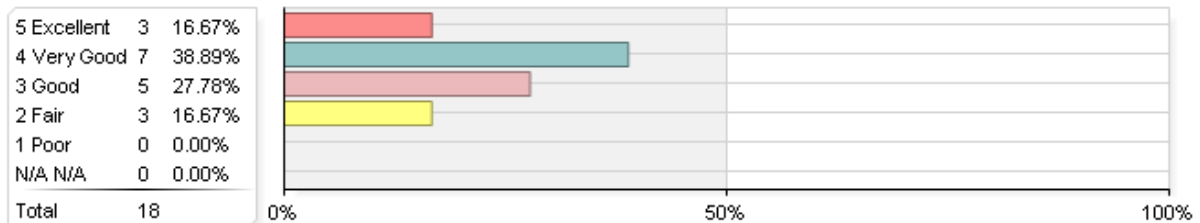
Instructor Questions for (Francesca Toscano)- Distribution of Responses (continued)

7. The instructor treated students with respect.



Statistics	Value
Mean	4.44
Median	4.50
Mode	5
Standard Deviation	+/-0.62

How would you rate this instructor overall as a teacher?



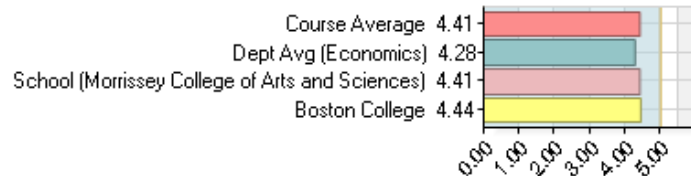
Statistics	Value
Mean	3.56
Median	4.00
Mode	4
Standard Deviation	+/-0.98

Course Questions for ECON112929_2015S_DISC GRP/MACROECONOMICS - Benchmarks

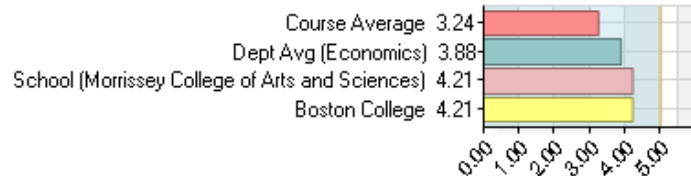
1. The course was well organized.



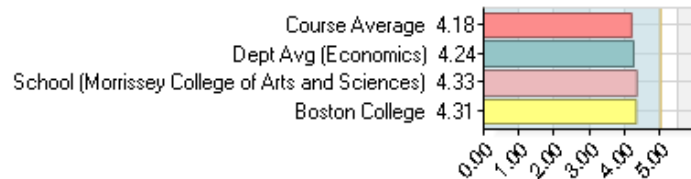
2. The course generally followed the syllabus.



3. Class attendance was necessary for learning course material.

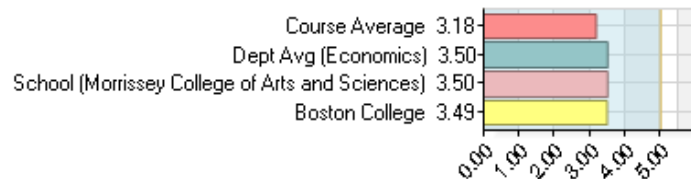


4. The course was intellectually challenging.



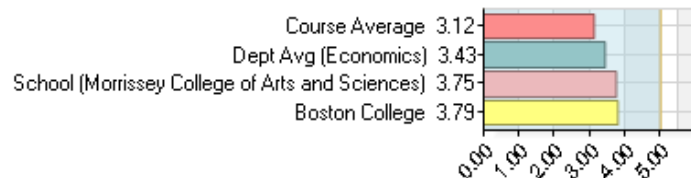
Compared to similar courses (ie core, major, etc), this course required:

Compared to similar courses (ie core, major, etc), this course required:



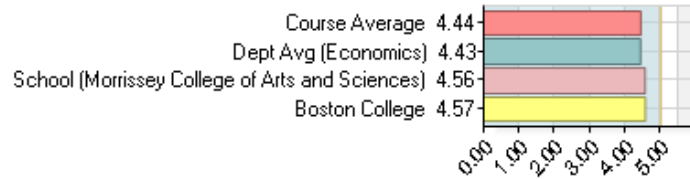
How would you rate this course overall?

How would you rate this course overall?

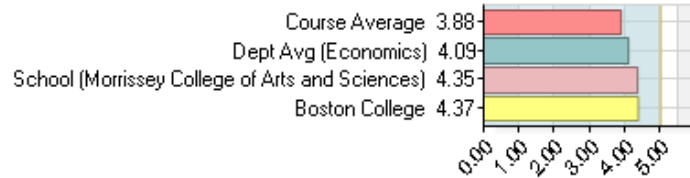


Instructor Questions for (Francesca Toscano) - Benchmarks

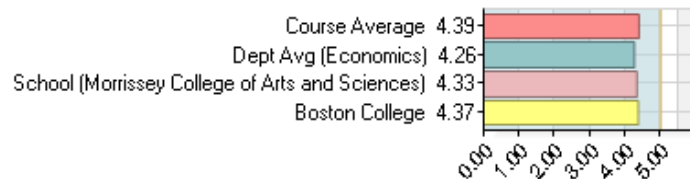
1. The instructor was prepared.



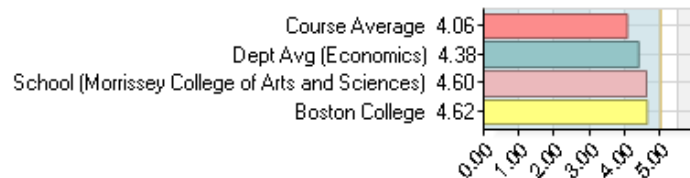
2. The instructor was available for help outside of class.



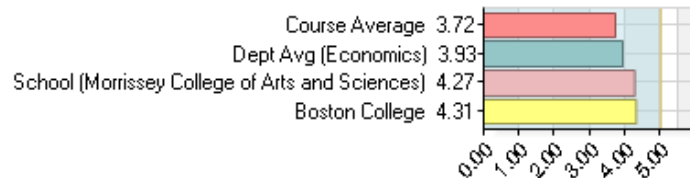
3. The instructor returned assignments/tests conscientiously.



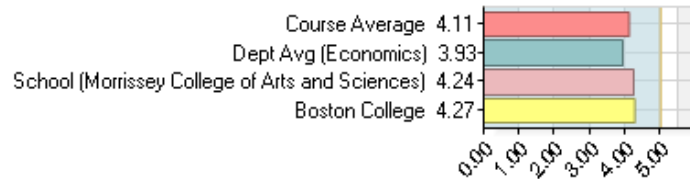
4. The instructor showed enthusiasm about the subject matter.



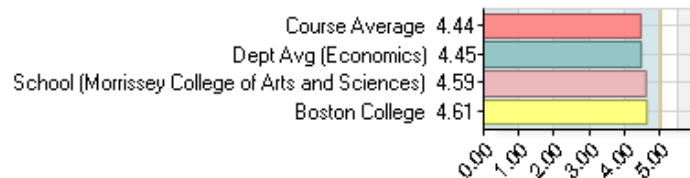
5. The instructor stimulated interest in the subject matter.



6. The instructor's explanations were clear.



7. The instructor treated students with respect.



**Instructor Questions for (Francesca Toscano) - Benchmarks
(continued)**

How would you rate this instructor overall as a teacher?

